



HERE IS A LIST OF PHONEMES FOR THIS PHASE OF LEARNING. AN EXAMPLE OF THE PRONUNCIATION CAN BE FOUND IN BRACKETS.

Phase 2			
s (sat)	a (cat)	t (tap)	p (tap)
i (pin)	n (net)	m (man)	d (dog)
g (go)	o (sock)	c (cat)	k (kin)
ck (sack)	e (elf)	u (up)	r (rabbit)
h (hut)	b (ball)	f (sh)	ff (off)
l (lip)	ll (ball)	ss (hiss)	

Phase 3 Set 6			
j (jam)			

HERE ARE SOME WORDS WHICH YOUR CHILD MAY FIND TRICKY.

Phase 2 Tricky Words			
the	to	l	no
go	into		

Phase 3 Tricky Words			
he	you	she	they
we	all	me	are
be	my	was	her

TOP TIPS FOR HELPING YOUR CHILD TO READ:

- Allow children time to break down unfamiliar words into units of sound and then encourage children to string these sounds together to create the word.
- Encourage your child to point out any focus phonics when they are used.
- Read through the book more than once to grow confidence.
- Ask simple questions about the text to assess understanding.
- Encourage children to use illustrations as prompts.


POP!

and


Mum Has a Ban

Written by
William Anthony

Illustrated by
Brandon Mattless



POP!



Written by
William Anthony

Illustrated by
Brandon Mattless

Mum has the jug.




Puff! The jug is on Nan.



Mum has the wig.



Puff! The wig is on Nan.



Mum has the van.




Puff! The van is on Nan.



Mum has the jet.



Puff! The jet is on Nan.



Mum has the...



“No, Mum! It will go—”




POP!





Can you say this sound and
draw it with your finger?



Mum Has a Ban



Written by
William Anthony

Illustrated by
Brandon Mattless

Nan is mad. Mum is bad.



Mum has a ban.



“Can we go and jog, Nan?”




Kim and Meg can.
Mum can not.




“Can we go and jam, Nan?”




Kim and Meg can.
Mum can not.



“Can we get wet, Nan?”



Kim and Meg can.
Mum can not.



“Can we fill the jug, Nan?”



Kim and Meg can.
Mum can not.



“Kim, no! The jug!”

“We can mop up, Nan.”



“No, Mum can!”





